

A man with long hair and glasses, wearing a black jacket, is seen from the side, using a long-handled Kärcher cleaning tool to clean a large glass facade. The tool has a blue brush head and is spraying water. The background shows a grid of metal frames supporting the glass panels. The overall scene is bright and clear.

**KÄRCHER**


# CLEANLINESS HAS NEVER BEEN EASIER

The new system solution for facade, window, solar system and floor cleaning. [kaercher.com](https://www.kaercher.com)



# OUR SYSTEM SOLUTION FOR YOUR NEEDS

Flexible, practical and thorough: using a combination of brushes, telescopic lances, attachments and adapters, you can clean facades, glass surfaces, solar panels and floors with clean water at medium or high pressure at a variety of heights.



# TOP PERFORMANCE THANKS TO ROLLER BRUSHES



The water-powered drive makes this possible: the attachments for the rotating roller brushes are flexible and can be changed, ensuring our high-pressure washer can be used for an even wider range of different applications.

Quick to change: thanks to a simple changing system, the various attachments are quick and straightforward to change and can be securely attached to the drive. The roller brush can be mounted either directly on the spray lance or on the telescopic lance.

Different degrees of hardness mean that the attachments are suitable for demanding cleaning tasks on solar systems, glass surfaces, rough facades and patios with stone or wood surfaces. For facade cleaning, a further advantage is that the brushes pull themselves upwards, meaning less effort is required.

## ALL BENEFITS AT A GLANCE:



Minimal costs:  
no need to hire elevated  
work platforms



Modular system to meet  
precisely your needs



Quick set-up and flexible  
working



Different brushes and  
attachments ensure flex-  
ible use on all surfaces



Safe and easy to operate  
and accessories are quick  
to change




Special carrying system  
supports long-lasting  
and ergonomic working

# ROLLER BRUSH 500: FLEXIBLE, REPLACE- ABLE, STRONG

**The right brush attachment for demanding cleaning tasks.** The roller brush 500 is available in three different degrees of hardness. Drive and brush attachments are available separately.

#### All benefits at a glance:

- Replaceable brush attachments
- Integrated spray bar for optimal water distribution over the whole working width
- Rotating and water-driven roller brush drive
- Gap-free cleaning right up to the edge thanks to bristles which are angled sideways



Optional splash guard with replaceable, transparent cover.



Optional Vario joint for better control of the brush on solar panels.

#### Technical data

Weight	kg	2.8
Working width	mm	500
Capacity	l/h	350 - 1,000
Area performance	m <sup>2</sup> /h	200
Max. temperature	°C	40
Fastening		M 18 × 1.5

# THE RIGHT BRUSH FOR EVERY APPLICATION

## Maximum versatility for efficient use:

Our brushes are available in various degrees of hardness and for almost every cleaning application, meaning effective cleaning is possible not just for delicate glass surfaces and solar panels with mains water or osmosis water, but also for removing stubborn dirt with a high-pressure cleaner.

## All benefits of the brush at a glance:

- Two nozzles for low-pressure use
- Angled bristles for streak-free cleaning
- Soft brushes: split bristles for handling delicate surfaces
- Medium and hard brushes: additional supporting bristles for improved penetration
- Integrated high-pressure nozzle for tackling stubborn dirt



Optional water hose to supply mains water or osmosis water to the low-pressure nozzles.



Optional angle joint to position the brush better on the telescopic lance.

## Technical data

Weight	kg	0.9
Working width	mm	400
Max. temperature	°C	60
Fastening		M 18 × 1.5

# TELESCOPIC LANCES: MAXIMUM FLEXIBILITY AT EVERY POINT

## One system, four different cleaning types:

With our multifunctional telescopic lances, you can access the furthest places during low-pressure cleaning with mains or osmosis water. Medium and high-pressure applications, such as wet and dry vacuum cleaning, are possible with additional attachment kits.

## The right adapter for your work:

Use the TL low-pressure adapter for low-pressure applications with rotating brushes. For high-pressure cleaning, Kärcher recommends the TL high-pressure adapter and the TL vacuum adapter for attachment to a vacuum.



High-pressure application



Low-pressure application



Vacuum application



- 1 Maximum control**  
Using the separate adjustment screw, the clamping force can be set individually with no need for an additional tool.
- 2 Maximum safety**  
Easy and controlled handling with no unwanted rotation thanks to its innovative anti-spin function.
- 3 Maximum ergonomics**  
The rotatable foot of the lance ensures that the high-pressure hose is guided out continuously with low effort required.



1



2



3

	TL 7 F	TL 7 H	TL 10 H	TL 10 C	TL 14 C
<b>Material</b>	Fibreglass*	Hybrid	Hybrid	Carbon	Carbon
<b>Length extended (m)</b>	7	7	10	10	14



# CARRYING FRAME: EFFORTLESS AND CAN BE USED ANYWHERE

## Increased productivity thanks to reduced work strain:

The carrying system transfers the weight of telescopic lances, high-pressure lances or garden tools to the whole torso, adapting to the operator's preferred holding position. As a result, the device is ergonomically secured in place, reducing the holding force in the arms.

## All benefits of the carrying frame at a glance:

- Adjustable shoulder strap for different body sizes
- Compatible with telescopic lances, hedge trimmer, multi-tool and high-pressure lances
- The carrying frame comprises a cushioned harness with spring balancer worn on the back, and a snap hook for securing implements and tools.





**WS 50, WS 100**

- Residue-free drying after cleaning
- Excellent portability and easy to transport
- Powder-coated tubular steel frame with large pneumatic-tyred wheels

**WS Regenerator**

- Semi-automatic regeneration of the resin filter
- Easy handling (plug 'n' play)
- Efficient solution for intensive use

**Technical data**

<b>Weight</b>	<b>kg</b>	35/40	5.8
<b>Dimensions (L x W x H)</b>	<b>mm</b>	550 x 550 x 1,030	250 x 300 x 460
<b>Inlet pressure</b>	<b>bar</b>	2 - 10	-
<b>Work temperature</b>	<b>°C</b>	1 - 50	-
<b>Capacity (at 10°dH)</b>	<b>l</b>	5,000 / 10,000	-
<b>Order no.</b>		<b>6.368-463.0 / 6.368-464.0</b>	<b>6.368-465.0</b>

# LIME AND HEAVY DIRT: SAFELY DISSOLVED

Water containing lime can lead to lime residue, which affects the performance of the solar modules and obscures windows. Removing dirt and leaving behind lime residue is not appropriate cleaning.

Our mobile water softener and the PressurePro Solar Cleaner RM 99 reliably prevent lime deposits. In the water softener an ion-exchange resin removes the dissolved lime from the water and reduces the degree of hardness to 0 - 1 °dH. For stubborn or greasy dirt, use our PressurePro Solar Cleaner RM 99, which dissolves the dirt from solar panels and binds the lime.

#### **PressurePro Solar Cleaner RM 99: effective and gentle**

RM 99 was developed especially for cleaning module surfaces: highly efficient, gentle on materials and biodegradable. RM 99 prevents lime spots at any degree of water hardness.

#### **Water softener: mobile solution for fighting lime**

Our mobile water softener is an easy-to-transport complete system with pneumatic wheels. The sturdy, easy-to-handle pipe frame simplifies loading. Simply connect the automatic regeneration system to quick couplings. A water fine filter protects against dirt particles.



#### **PressurePro Solar Cleaner RM 99**

- Removes stubborn dirt effectively and gently
- Avoids lime spots at all degrees of water hardness
- Biodegradable

#### **Technical data**


<b>Total dosing</b>	0.125 - 0.25% from concentrate
<b>Consumption</b>	5 - 10 ml/m <sup>2</sup> (depending on machine and accessories)
<b>Application temperature</b>	max. 40 °C
<b>Hazard label</b>	No hazard label
<b>pH value</b>	9 (slightly alkaline)
<b>Order no.</b>	<b>6.295-798.0 (10 l) / 6.295-799.0 (20 l)</b>

# NEEDS-BASED WINDOW AND FACADE CLEANING

## FIXED BRUSHES

For window cleaning, use osmosis water, a telescopic lance, water hose and angle joint to position the brush. To clean window panes, use a soft brush. A brush with a medium degree of hardness is recommended for stubborn dirt.

Starting equipment



Telescopic lances



## ROTATING ROLLER BRUSH

We recommend gentle application with the high-pressure roller brush for difficult and ingrained dirt. If working with a rotating brush, you will need a Kärcher high-pressure cleaner, a telescopic lance with TL hose and a low-pressure adapter. Depending on the surface and level of dirt, a soft or hard bristle attachment can be mounted on the roller brush 500.

Starting equipment



Telescopic lances



## HIGH-PRESSURE NOZZLE

High pressure for removing dirt: a Kärcher high-pressure cleaner, telescopic lance with high-pressure adapter, a TL hose and the high-pressure articulated joint for variable adjustment of the spray angle is recommended here too.

Starting equipment



Telescopic lances



Optimal cleaning results thanks to individual treatment: delicate surfaces are cleaned using soft brushes, while stubborn dirt is tackled with harder brushes or high pressure. Kärcher is taking window and facade cleaning to the next level.

**Hose**



**Angle and adapter**



**Brushes**



**Hose**



**Angle and adapter**



**Brushes**



**Hose**



**Angle and adapter**



**Nozzles**



# SUSTAINABLE CLEANING FOR INCREASED SOLAR POWER

## WITH FIXED BRUSHES

To clean slightly dirty solar panels, use osmosis water, a suitable telescopic lance, a water hose and an angle joint to better position and fix the brush. For solar panels, the soft brush with split bristles is recommended for delicate surfaces.

### Starting equipment



### Telescopic lances



## WITH HIGH-PRESSURE BRUSHES

For work with a rotating brush, you will need a high-pressure cleaner, a telescopic lance with high-pressure hose and low-pressure adapter, a Vario joint for control and a roller brush 500 with a soft brush attachment. For large areas, the iSolar 800 brush can be used.

### Starting equipment



### Telescopic lances







Dust, soot and pollen can reduce the output of photovoltaic and solar systems on roofs by up to 30 per cent. To achieve a consistently high electricity yield, cleaning the plant regularly is therefore crucial.

**Easy steering in every direction**

Rotating the telescopic lance about its own axis guides the brush to the left and right with the Vario joint.



# CLEAN FLOORS: IT'S THEIR TIME TO SHINE

Cleaning delicate floor coverings? No problem. Here you need a standard Kärcher high-pressure cleaner and the roller brush 500.

## **Floor cleaning with the roller brush 500**

The roller brush 500 allows you to clean surfaces in a gentle way. Thanks to the three different degrees of hardness, it is possible to clean every floor covering.

## **The perfect combination for successful cleaning**

A Kärcher high-pressure cleaner, the adapter 8 to attach it to the high-pressure lance and the roller brush 500 are used for floor cleaning, together with the three different brush attachments.





**Starting equipment**



**Adapter**



**Brushes**



# VACUUM DIRT – AT ANY HEIGHT

The vacuum application makes it easier to clean objects such as high beams and pipes.



## Cleaning in next to no time

Dirt deposits can be easily removed using the telescopic lance systems and a Kärcher vacuum, meaning that dirt does not fall everywhere on the floor and spread around the room.

## Cleanliness even at lofty heights

To remove dirt with suction, use a wet and dry vacuum cleaner (DN 35 or DN 40), an appropriate telescopic lance (10 m or 14 m), the TL vacuum adapter and an appropriate suction nozzle (DN 35). Due to the DN 35 minimum diameter, the upper elements of the telescopic lance must be removed so that a suction height of nine metres is possible.

## Starting equipment





**Telescopic lances**



**Adapters**



**Nozzles**



# POWERFUL CLEANERS



### **Kärcher goes well with Kärcher**

- Our Kärcher cleaning agents have been specially formulated for Kärcher cleaning machines and for use with high-pressure cleaners.
- The resulting formulas are particularly pressure- and temperature-stable.
- We guarantee top performance and a long lifetime: integrated maintenance components prevent lime deposits in all parts in contact with water, ensuring optimal heat transfer as well as maintaining the machine and protecting it from corrosion.

Apply it, let it work for a short while, then rinse well: our Universal Cleaners effortlessly remove every kind of dirt on facades.

#### **PressurePro Façade Cleaner, gel RM 43**

Removes soot, oil, grease and dirt deposits effectively from facades clad with stone, clinker, rough-cast plaster, plastic, wood and glass.

#### **PressurePro Active Cleaner, neutral RM 55**

All-purpose, gentle high-pressure liquid concentrate for removing grease, oil and emission contamination. Suitable for facade cleaning and cleaning delicate surfaces.

#### **PressurePro Oil and Grease Cleaner Extra RM 31**

The highly concentrated high-pressure cleaning agent tackles the most stubborn dirt, such as oil, grease, tar, soot and smoke resin.

#### **PressurePro Solar Cleaner RM 99**

The biodegradable cleaning agent, which is gentle on materials, is particularly suitable for residue-free and streak-free cleaning of solar and photovoltaic systems and for removing ingrained dirt, such as pollen, soot and dust.



# THE RIGHT ACCESSORY FOR EVERY APPLICATION



	Rotating roller brushes					Fixed brushes		
	Drive for roller brush 500	Roller brush 500 soft	Roller brush 500 medium	Roller brush 500 hard	Splash guard	Brush soft	Brush medium	Brush hard
<b>Facade cleaning</b>								
Aluminium facade, brass facade, copper facade, PVC fibreglass facade, membrane film, painted facade	■	■	-	-	□	-	-	-
Light dirt: clinker facade, concrete facade, plastered facade, wooden facade	-	-	-	-	-	-	■	■
Ingrained dirt: clinker facade, concrete facade, plastered facade, wooden facade	■	-	■	-	□	-	-	-
Exposed aggregate concrete facade with light dirt	■	-	■	-	□	-	-	-
Steel facade, stone facade	■	-	■	-	□	-	-	-
High-pressure cleaning with nozzle	■	-	■	-	-	-	-	-
<b>Window cleaning</b>								
Window cleaning	-	-	-	-	-	■	-	-
<b>Solar cleaning</b>								
High-pressure cleaner and roller brush	■	■	-	-	□	-	-	-
Osmosis water	-	-	-	-	-	■	-	-
<b>Floor cleaning*</b>								
Hard concrete, wooden patios	■	-	-	□	□	-	-	-
Marble, tiles	■	-	■	-	□	-	-	-
<b>Other surfaces</b>								
Skylights, indoor and outdoor, Plexiglas®	■	■	-	-	□	-	-	-
Sanitary facilities	■	-	■	-	□	-	-	-
Tarpaulins (trucks, advertising covers, privacy screens)	■	■	-	-	□	-	-	-
<b>Underwater cleaning</b>								
Pond and well	■	-	-	□	□	-	-	-
Swimming pool	■	-	■	-	□	-	-	-
<b>Vehicle cleaning</b>								
Bus, camper van, car, lorry (chassis and cover)	■	■	-	-	□	-	-	-
Trains	■	■	-	-	□	-	-	-
<b>Vacuuming</b>								
Dust on surfaces, joints and edges	-	-	-	-	-	-	-	-
On pipes	-	-	-	-	-	-	-	-
<b>Order number</b>	<b>4.762-584.0</b>	<b>4.762-623.0</b>	<b>4.762-624.0</b>	<b>4.762-625.0</b>	<b>4.762-621.0</b>	<b>6.960-135.0</b>	<b>6.960-134.0</b>	<b>6.960-133.0</b>

\* Adapter 8 (4.111-036.0) is required to attach the roller brush 500 to the high-pressure lance with EASY!Lock thread. □ Optional accessories. ■ Standard accessories.

The right model for every requirement: Kärcher is here to help you remove dirt from any surface.



**Telescopic lances and adapters**

**Joints and nozzles**

TL 7 F	TL 7 H	TL 10 H	TL 10 C	TL 14 C	TL high-pres- sure adapter	TL low-pres- sure adapter	TL vacuum adapter	Vario joint	Angle joint	High-pressure articulated joint
-	■	■	■	■	-	■	-	-	-	-
■	■	■	■	■	-	-	-	-	■	-
-	■	■	■	■	-	■	-	-	-	-
-	■	■	-	■	-	■	-	-	-	-
-	■	■	■	■	-	■	-	-	-	-
-	■	■	■	■	■	■	-	-	-	■
■	■	■	■	■	-	-	-	-	■	-
-	■	■	■	■	-	■	-	■	-	-
■	■	■	■	■	-	-	-	-	■	-
-	-	-	-	-	-	-	-	-	-	-
-	-	-	-	-	-	-	-	-	-	-
-	■	■	■	■	-	■	-	-	-	-
-	■	■	■	■	-	■	-	-	-	-
-	■	■	■	■	-	■	-	-	-	-
-	■	■	■	■	-	■	-	-	-	-
-	■	■	■	■	-	■	-	-	-	-
-	■	■	■	■	-	■	-	-	-	-
-	-	■	■	■	-	-	■	-	-	-
-	-	■	■	■	-	-	■	-	-	-
4.762-609.0	4.762-610.0	4.762-611.0	4.762-612.0	4.762-613.0	4.775-154.0	4.580-097.0	9.751-306.0	4.481-042.0	4.802-048.0	4.481-039.0



		Hoses					Carrying systems		Cleaning agents
Crevice nozzle	Tube suction nozzle 35/100	TL hose 7 m	TL hose 10 m	TL hose 14 m	Water hose 25 m	Water hose 50 m	Carrying rack	Universal carrying strap	Cleaning agent
-	-	■	■	■	-	-	□	□	RM 55
-	-	-	-	-	■	■	□	□	RM 43, RM 55
-	-	■	■	■	-	-	□	□	RM 43, RM 55
-	-	■	■	■	-	-	□	□	RM 43
-	-	■	■	■	-	-	□	□	RM 55
-	-	■	■	■	-	-	□	□	RM 43, RM 55
-	-	-	-	-	■	■	□	□	-
-	-	■	■	■	-	-	□	□	RM 99
-	-	-	-	-	■	■	□	□	-
-	-	-	-	-	-	-	□	□	RM 55
-	-	-	-	-	-	-	□	□	RM 55
-	-	■	■	■	-	-	□	□	RM 55, RM 99
-	-	■	■	■	-	-	□	□	RM 25
-	-	■	■	■	-	-	□	□	RM 805
-	-	■	■	■	-	-	□	□	-
-	-	■	■	■	-	-	□	□	-
-	-	■	■	■	-	-	□	□	RM 806, RM 81, RM 833
-	-	■	■	■	-	-	□	□	RM 804, RM 833
■	-	-	-	-	-	-	□	□	-
-	■	-	-	-	-	-	□	□	-
2.889-159.0	6.903-035.0	6.392-978.0	6.392-977.0	6.392-976.0	6.392-578.0	6.392-579.0	6.373-071.0	2.042-017.0	-



# FLYING HIGH: CLEANING FACADES AND WINDOWS

The Kärcher facade cleaning system:  
flexible, practical, better.



# KÄRCHER

makes a difference

Please contact us for more information:

## Head Office Germany

Alfred Kärcher SE & Co. KG  
Alfred-Kärcher-Straße 28-40  
71364 Winnenden

Phone +49 7195-14-0  
Fax +49 7195-14-2212

[www.kaercher.com](http://www.kaercher.com)

## USA

Kärcher North America  
4555 Airport Way  
Denver, CO 80239

Phone +1 800-444-7654  
Fax +1 866-271-0520

[www.karcherna.com](http://www.karcherna.com)

## Canada

Kärcher Canada Inc.  
275 Pendant Drive  
Mississauga, Ontario L5T 2W9

Phone +1 905-364-5006  
Fax +1 905-672-3155

[www.karcher.ca](http://www.karcher.ca)

## United Kingdom

Kärcher (UK) Ltd  
Kärcher House  
Brookhill Way  
Banbury  
Oxon OX16 3ED

Phone +44 1295-752-000  
Fax +44 1295-752-103

[www.karcher.co.uk](http://www.karcher.co.uk)

## Ireland

Kärcher Ltd  
Unit 4  
E.P. Mooney Business Park  
Walkinstown Avenue  
Dublin 12

Phone +353 1-409-7777  
Fax +353 1-409-7775

[www.karcher.ie](http://www.karcher.ie)

## South East Asia

Regional Head Office  
South East Asia

Kärcher South East Asia Pte Ltd  
3 Depot Close #05-01  
Singapore 109840

Phone +65 6897-1811  
Fax +65 6897-1611

[www.karcher.com.sg](http://www.karcher.com.sg)

## Hong Kong

Kärcher Limited  
Unit 01, 22/F, Westley Square  
48 Hoi Yuen Road  
Kwun Tong, Kowloon

Phone +852 2-357-5863  
Fax +852 2-357-5632

[www.karcher.com.hk](http://www.karcher.com.hk)

## Australia

Kärcher Pty Ltd  
385 Ferntree Gully Road  
Mount Waverley  
Victoria, AU 3149

Phone 1800 675-714  
(Free Call)

[www.karcher.com.au](http://www.karcher.com.au)

## New Zealand

Kärcher Ltd  
66 Allens Road  
East Tamaki  
Auckland 2013

Phone +64 9-274-4603  
Fax +64 9-274-6932

[www.karcher.co.nz](http://www.karcher.co.nz)

## North Africa

Kärcher SARL  
Immeuble Yasmine Tower  
Bloc A 6ème étage, bureau A 6.6  
Centre Urbain Nord  
1082 Tunis  
Tunisia

Phone +216 36339020

[info@tn.kaercher.com](mailto:info@tn.kaercher.com)

[www.kaercher.tn](http://www.kaercher.tn)

## East Africa

Kärcher Limited  
Regus Fortis Office Park  
P. O. Box 66488-00800  
Block C, Ground floor  
Muthangari Drive  
Westlands, Nairobi  
Kenya

Phone +254 205148145

[info@ke.kaercher.com](mailto:info@ke.kaercher.com)

[www.kaercher.com/ke](http://www.kaercher.com/ke)

## South Africa

Kärcher (Pty) Ltd  
Cnr Mount Joy &  
George Allen Rd  
Wilbart Ext. 2  
PO Box 11818  
Vorna Valley, 1686

Phone +27 11-657-7300  
Fax +27 11-657-7440

[www.karcher.co.za](http://www.karcher.co.za)

## Middle East

Kärcher FZE  
Quality Cleaning Systems  
Jebel Ali Free Zone  
Plot No. S-10104 South Zone  
RA 08, XB 1, Jebel Ali  
Dubai

Phone +971 4-886-1177

Fax +971 4-886-1575

[customercare@ae.kaercher.com](mailto:customercare@ae.kaercher.com)

[www.karcher.ae](http://www.karcher.ae)

## Qatar

Kärcher LLC  
Office No 133, Regus Building  
D Ring Road  
PO Box 35176

Phone +974 4-423-1319

[customercare@ae.kaercher.com](mailto:customercare@ae.kaercher.com)

[www.kaercher.ae](http://www.kaercher.ae)

## Caribbean

Kärcher S.R.L.  
Calle 5ta, esq. Calle 18, Nave 1  
Villa Aura  
Santo Domingo Oeste  
Dominican Republic

Phone +1 809-379-3700  
Fax +1 809-379-3777

[info@do.kaercher.com](mailto:info@do.kaercher.com)

[www.kaercher.com/do](http://www.kaercher.com/do)